

Fundamental Analyst- Saish Sawant Dessai (saish.sawant@kotak.com), 022 6621 6230
 Technical Analyst- Abhijit Chavan (chavan.abhijit@kotak.com), 022 22 6621 6217

MARKET ANALYSIS
Base Metals Price Move - 02nd Mar 2026 to 06th Mar 2026

Commodity	Exchange	Contract	High	Low	Close	PCP	Change	% Change
Copper	LME (USD/ Tonne)	3-M Forward	13433	12722	12862	13343.5	-481.5	-3.61%
	MCX (Rs/Kg)	31-Mar-26	1232.1	1181.15	1197.2	1213.85	-16.65	-1.37%
Lead	LME (USD/ Tonne)	3-M Forward	1981.5	1927	1953	1962	-9	-0.46%
	MCX (Rs/Kg)	31-Mar-26	190.45	188.25	189.05	187.65	1.4	0.75%
Zinc	LME (USD/ Tonne)	3-M Forward	3388	3221	3298	3317	-19	-0.57%
	MCX (Rs/Kg)	31-Mar-26	332	320.6	323.85	333.4	-9.55	-2.86%
Aluminium	LME (USD/ Tonne)	3-M Forward	3449.5	3151	3446	3140	306	9.75%
	MCX (Rs/Kg)	31-Mar-26	341.1	315.65	339.9	311.25	28.65	9.20%
Nickel	LME (USD/ Tonne)	3-M Forward	17925	17035	17469	17844	-375	-2.10%
	MCX (Rs/Kg)	31-Mar-26	1655	1570.1	1600.4	1609.3	-8.9	-0.55%

Source - Bloomberg

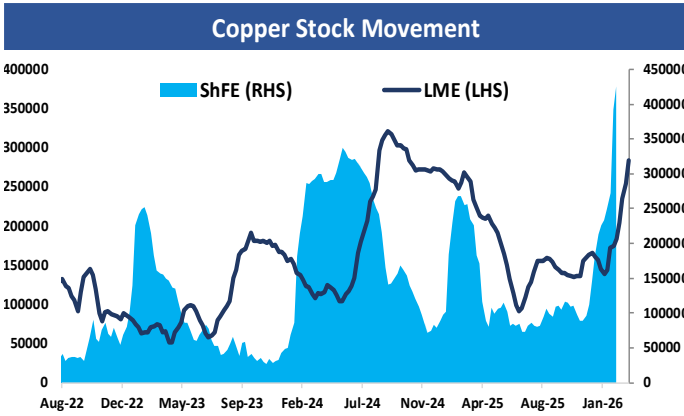
Aluminium surges on supply fears as copper slides amid macro headwinds.

Copper- Copper ended the week on a weaker note, declining over 3% to settle around \$12,862/ton on the LME as risk sentiment deteriorated across the base metals complex. Prices came under pressure as a stronger U.S. dollar and escalating geopolitical tensions weighed on investor appetite for industrial metals. The ongoing U.S.-Israeli offensive against Iran, alongside retaliatory strikes across the Gulf, pushed oil prices higher and revived concerns about global inflation, prompting markets to reassess the timing of Federal Reserve rate cuts. Additional headwinds came from China, where policymakers set a relatively modest growth target of 4.5–5%, reflecting persistent deflationary pressures and the impact of higher U.S. tariffs. Physical demand indicators also remained soft, with LME inventories climbing to a 16-month high as stockpiles continued to rebuild following the sharp rally earlier this year. Slower buying activity from Chinese consumers has further tempered near-term momentum. Looking ahead, copper's near-term trajectory will depend largely on the evolution of macro risks and signs of recovery in physical demand. While persistent geopolitical tensions and a firm dollar could continue to cap upside in the near term, structurally tight mine supply and ongoing disruptions across key producing regions should help cushion deeper declines. As demand gradually stabilizes and macro policy signals become clearer, copper prices may find a more stable footing, although bouts of volatility are likely to persist in the interim. Trading range for the week is ₹1,155 – ₹1,202.

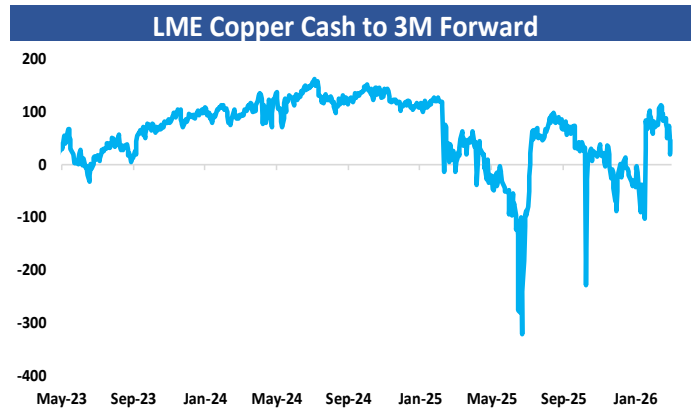
Aluminium- Aluminium emerged as the standout performer in the base metals complex, surging nearly 10% over the week to close around \$3,446/ton on the LME, marking its strongest weekly gain in more than a year and pushing prices to their highest level in almost four years. The rally was driven largely by escalating geopolitical tensions in the Middle East, which heightened fears of supply disruptions from a region responsible for roughly 8–10% of global aluminium production. The ongoing conflict between the U.S., Israel, and Iran disrupted trade flows through the Strait of Hormuz. Several regional producers reported operational setbacks, with Qatar halting current aluminium production, which totaled around 687,000 tons last year, while Aluminium Bahrain, which produced approximately 750,000 tons in the previous year, declared force majeure on shipments as logistical bottlenecks and energy shortages intensified. These developments triggered a scramble among buyers, particularly in the U.S., to secure alternative cargoes from Asia. Looking ahead, the market's focus is likely to remain on geopolitical developments and the resilience of supply chains in the Gulf region. The recent rally has highlighted the structural vulnerability of aluminium supply, as many Middle Eastern smelters rely heavily on imported bauxite and alumina and typically hold only limited inventories. Any prolonged disruption to shipping routes could quickly translate into production cuts. With global inventories already relatively tight and China constrained by its 45-million-ton output cap, aluminium prices are likely to remain well supported, though volatility may persist as markets react to evolving geopolitical and macroeconomic signals. Trading range for the week is ₹328 – ₹361.25

Weekly Stock Change		LME Stock Change from		ShFE Stock Change from		
Exchange	LME	Shanghai	52-week High	52-week Low	52-week High	52-week Low
Copper	12.07%	8.59%	-11.40%	174.84%	26.17%	1183.26%
Aluminum	-1.86%	10.82%	-59.38%	8.37%	11.68%	308.23%
Lead	-0.07%	3.34%	-74.58%	158.32%	-81.08%	182.23%
Nickel	-0.15%	1.61%	-74.43%	345.57%	-82.51%	358.77%
Zinc	-2.44%	7.04%	-91.56%	-20.42%	-61.80%	558.18%

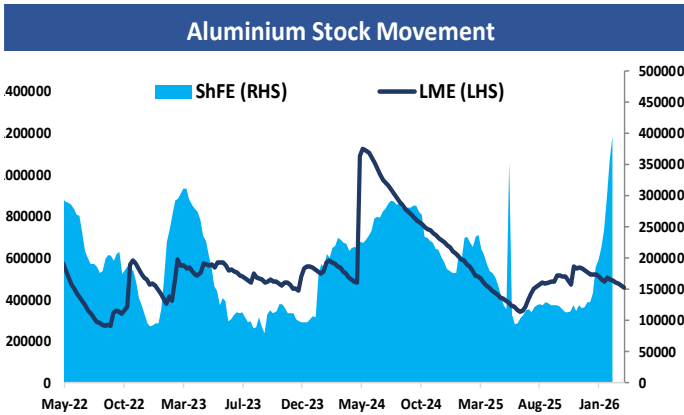
Source - Bloomberg, KS Commodity Research



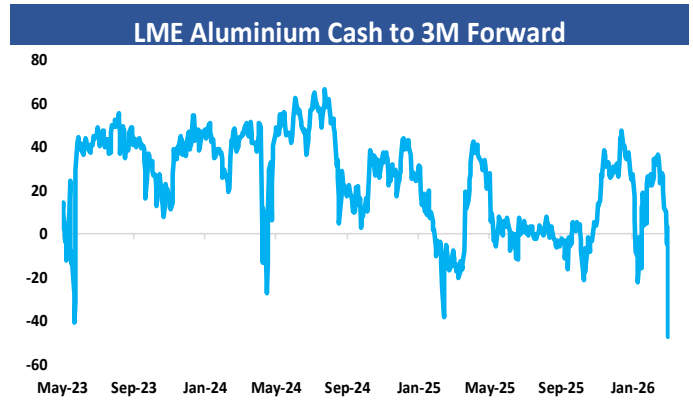
Source - Bloomberg, KS Commodity Research



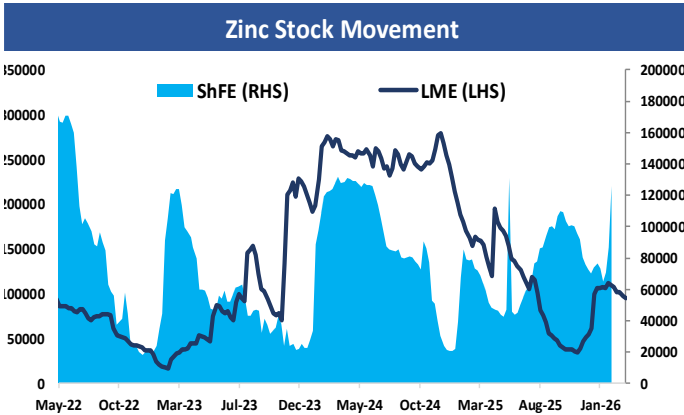
Source-Bloomberg, KS Commodity Research



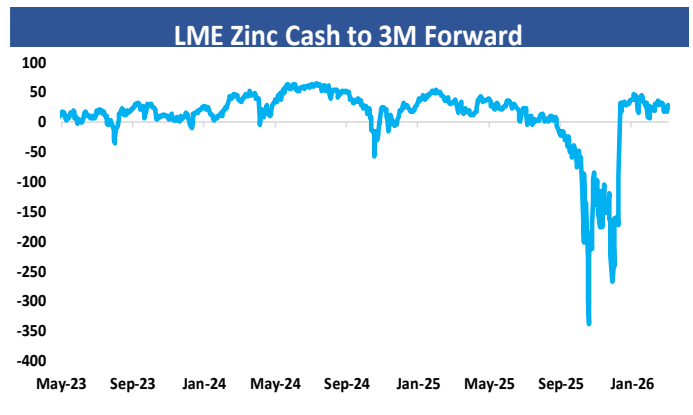
Source - Bloomberg, KS Commodity Research



Source-Bloomberg, KS Commodity Research



Source - Bloomberg, KS Commodity Research



Source-Bloomberg, KS Commodity Research

TECHNICAL OUTLOOK



Source:- Tradingview.com, KS Commodity Research

On the 8-hour chart, MCX Copper Futures continues to trade with a bearish bias, forming lower highs and lower lows while staying below the 20 EMA and under the Supertrend resistance, reflecting sustained selling pressure. Price is currently hovering near immediate support at ₹1,155, with further downside risk toward the next marked support at ₹1,126 if weakness persists. On the upside, rebounds are likely to face resistance near ₹1,202, followed by stronger supply around ₹1,220. RSI(14) near 40 further supports the bearish tone, indicating weak momentum below the neutral zone. We expect price to trade in the ₹1,155–₹1,202 range in the near term, and unless price reclaims ₹1,202 decisively, the downside bias is likely to continue.



Source:- Tradingview.com, KS Commodity Research

On the 8-hour chart, MCX Aluminium Futures is trading with a bullish bias, holding above the 20 EMA and Supertrend support after a sharp recovery from lower levels. Price is approaching key resistance at ₹356, followed by ₹361.25 (previous swing high) on further strength. On the downside, immediate support is seen at ₹333, with stronger support near ₹328. RSI(14) near 81 reflects strong momentum but also signals overbought conditions, suggesting possible short-term consolidation. We expect price to trade in the ₹328–₹361.25 range in the near term with bullish bias.

RATING SCALE FOR WEEKLY REPORT

BUY	We expect the commodity to deliver 2% or more returns
SELL	We expect the commodity to deliver (-2%) or more returns
SIDEWAYS	We expect the commodity to trade in the range of (+/-) 2%
NOTE - The recommendations are valid for one week from the date of issue of the report, subject to mentioned stop loss, if any	

FUNDAMENTAL RESEARCH TEAM

Anindya Banerjee	Head of Research anindya.banerjee@kotak.com +91 22 6621 6234
Kaynat Chainwala	A.V.P kaynat.chainwala@kotak.com +91 22 6621 6232
Riteshkumar Sahu	Agri-Complex riteshkumar.sahu@kotak.com +91 22 6621 6233
Saish Sawant Dessai	Base Metals Saish.sawant@kotak.com +91 22 6621 6230

TECHNICAL RESEARCH TEAM

Abhijit Chavan	Jimesh Chauhan	Durgesh Ugawekar	Nikesh Kumar	Gyan Singh
chavan.abhijit@kotak.com +91 22 6621 6217	jimesh.chauhan@kotak.com	durgesh.ugawekar@kotak.com	kumar.nikesh@kotak.com	singh.gyan@kotak.com

Disclosure/Disclaimer

Kotak Securities Limited established in 1994, is a subsidiary of Kotak Mahindra Bank Limited. Kotak Securities is one of India's largest brokerage and distribution house.

Kotak Securities Limited is a corporate trading and clearing member of BSE Limited, National Stock Exchange of India Limited (NSE), Metropolitan Stock Exchange of India Limited (MSE), National Commodity and Derivatives Exchange (NCDEX) and Multi Commodity Exchange (MCX). Our businesses include stock broking, services rendered in connection with distribution of primary market issues and financial products like mutual funds and fixed deposits, depository services and Portfolio Management.

Kotak Securities Limited is also a depository participant with National Securities Depository Limited (NSDL) and Central Depository Services (India) Limited (CDSL). Kotak Securities Limited is also registered with Insurance Regulatory and Development Authority as Corporate Agent for Kotak Mahindra Old Mutual Life Insurance Limited and is also a Mutual Fund Advisor registered with Association of Mutual Funds in India (AMFI). We are registered as a Research Analyst under SEBI (Research Analyst) Regulations, 2014.

We hereby declare that our activities were neither suspended nor we have defaulted with any stock exchange authority with whom we are registered in last five years. However, SEBI, Exchanges and Depositories have conducted the routine inspection and based on their observations have issued advise/warning/deficiency letters or levied minor penalty on KSL for certain operational deviations. We have not been debarred from doing business by any Stock Exchange / SEBI or any other authorities; nor has our certificate of registration been cancelled by SEBI at any point of time. We offer our research services to clients as well as our prospects.

This document is not for public distribution and has been furnished to you solely for your information and must not be reproduced or redistributed to any other person. Persons into whose possession this document may come are required to observe these restrictions. This material is for the personal information of the authorized recipient, and we are not soliciting any action based upon it. This report is not to be construed as an offer to sell or the solicitation of an offer to buy any security in any jurisdiction where such an offer or solicitation would be illegal. It is for the general information of present and prospective clients of Kotak Securities Ltd.

We have reviewed the report, and in so far as it includes current or historical information, it is believed to be reliable though its accuracy or completeness cannot be guaranteed. Neither Kotak Securities Limited, nor any person connected with it, accepts any liability arising from the use of this document. The recipients of this material should rely on their own investigations and take their own professional advice. Price and value of the investments referred to in this material may rise or fall. Past performance is not a guide for future performance. Certain transactions -including those involving futures, options and other derivatives involve substantial risk and are not suitable for every investor. Reports based on technical analysis centers on studying charts of price movement and trading volume, as opposed to focusing on fundamentals. The views provided herein are general in nature and does not consider risk appetite or investment objective of particular investor; readers are requested to take independent professional advice before investing. The Report does not constitute a personal recommendation or take into account the particular investment objectives, financial situations, or needs of individual clients. Kotak Securities Limited does not provide any promise or assurance of favorable view for a particular commodity in any manner. The investor is requested to take into consideration all the risk factors including their financial condition, suitability to risk return profile and take professional advice before investing. Opinions expressed are our current opinions as of the date appearing on this material only. While we endeavor to update on a reasonable basis the information discussed in this material, there may be regulatory, compliance or other reasons that prevent us from doing so. Prospective investors and others are cautioned that any forward-looking statements are not predictions and may be subject to change without notice. Kotak Securities Limited is not engaged in proprietary trade in commodities and the views mentioned in the report are not in any manner influenced by self-interest of Kotak Securities Limited or the individual Research Analyst.

We and our affiliates/associates, officers, directors, and employees, Research Analyst (including relatives) worldwide may: (a) from time to time, have long or short positions in, and buy or sell the securities thereof mentioned herein or (b) be engaged in any other transaction involving such securities and earn brokerage or other compensation or act as a market maker or act as advisor or have other potential/material conflict of interest with respect to any recommendation and related information and opinions at the time of publication of Research Report or at the time of public appearance. The views provided herein are general in nature and does not consider risk appetite or investment objective of particular investor; readers are requested to take independent professional advice before investing. This should not be construed as invitation or solicitation to do business with KSL. Kotak Securities Limited is also a Portfolio Manager. Portfolio Management Team (PMS) takes its independent investment decisions. The analyst for this report certifies that all of the views expressed in this report accurately reflect his or her personal views about the securities if any and its or their securities, and no part of his or her compensation was, is or will be, directly or indirectly related to specific recommendations or views expressed in this report. No part of this material may be duplicated in any form and/or redistributed without Kotak Securities' prior written consent. Details of Associates are available on website i.e. www.kotak.com

1. "Note that the research analysts contributing to the research report may not be registered/qualified as research analysts with FINRA; and
2. Such research analysts may not be associated persons of Kotak Mahindra Inc. and therefore, may not be subject to NASD Rule 2711 restrictions on communications with a subject company, public appearances and trading securities held by a research analyst account
Any U.S. recipients of the research who wish to effect transactions in any security covered by the report should do so with or through Kotak Mahindra Inc. (Member FINRA/SIPC) and (ii) any transactions in the securities covered by the research by U.S. recipients must be effected only through Kotak Mahindra Inc. (Member FINRA/SIPC) at 369 Lexington Avenue 28th Floor NY 10017 USA (Tel: +1 212-600-8850).
Kotak Securities Limited and its non US affiliates may, to the extent permissible under applicable laws, have acted on or used this research to the extent that it relates to non US issuers, prior to or immediately following its publication. This material should not be construed as an offer to sell Kotak Securities Limited and its non US affiliates may, to the extent permissible under applicable laws, have acted on or used this research to the extent that it relates to non US issuers, prior to or immediately following its publication. This material should not be construed as an offer to sell or the solicitation of an offer to buy any security in any jurisdiction where such an offer or solicitation would be illegal. This research report and its respective contents do not constitute an offer or invitation to purchase or subscribe for any securities or solicitation of any investments or investment services. Accordingly, any brokerage and investment services including the products and services described are not available to or intended for Canadian persons or US persons."

Research Analyst has served as an officer, director or employee of Subject Company: NA

We or our associates may have received compensation from the subject company, if any in the past 12 months: NA

We or our associates may have managed or co-managed public offering of securities for the subject company (ies) in the past 12 months: NA

We or our associates may have received compensation for investment banking or merchant banking or brokerage services from the subject company, if any in the past 12 months: NA

We or our associates may have received any compensation for products or services other than investment banking or merchant banking or brokerage services from the subject company, if any in the past 12 months: NA.

We or our associates may have received any compensation or other benefits from the Subject Company if any or third party in connection with the research report: NA.

Our associates may have financial interest in the subject company (ies) if any: NA

Research Analyst or his/her relative's financial interest in the subject company (ies)/securities: No

Kotak Securities Limited has financial interest in the subject company (ies) at the end of the week immediately preceding the date of publication of Research Report: No

'However, Kotak Securities Prop/Arbitrage team could have exposure/financial interest to the subject company/companies during the ongoing month.'

'Nature of financial interest is holding of equity shares and/or derivatives of the subject company.'

Our associates may have actual/beneficial ownership of 1% or more securities at the end of the month immediately preceding the date of publication of Research Report.

Research Analyst or his/her relatives has actual/beneficial ownership of 1% or more securities at the end of the month immediately preceding the date of publication of Research Report: No

Kotak Securities Limited has actual/beneficial ownership of 1% or more securities at the end of the month immediately preceding the date of publication of Research Report: No

Subject Company, if any may have been client during twelve months preceding the date of distribution of the research report.: NA

Daily price movement of commodities is available on the following websites:

<https://www.mcxindia.com/market-data/market-watch>

<https://ncdex.com/MarketData/LiveFuturesQuotes.aspx>

https://www.nseindia.com/live_market/dynaContent/live_watch/commodity_der_stock_watch.htm

<https://www.bseindia.com/markets/Commodity/commodity.html>

Our research should not be considered as an advertisement or advice, professional or otherwise. The investor is requested to take into consideration all the risk factors including their financial condition, suitability to risk return profile and the like and take professional advice before investing.

Investments in securities market are subject to market risks, read all the related documents carefully before investing. This information is purely backed by KSL research analyst based on research recommendation. Kotak Securities Ltd has registration granted by SEBI, Enlistment as RA and certification from NISM in no way guarantee performance of the intermediary or provide any assurance of returns to investors.

"General Terms and Conditions for Usage of AI/ML in Research Services These Terms and Conditions ("T&C's") govern the use of research services provided by Kotak Securities Limited ("KSL"), where Artificial Intelligence (AI) and Machine Learning (ML) technologies are used as part of the research presentation and related services. By accessing or using such services, you acknowledge and agree to the following: 1. Purpose of AI/ML Usage KSL employs AI/ML based tools for limited purposes such as • Audio and video generation using AI-created voices, avatars, and formats; • Enhancing accessibility and presentation of research insights; • Facilitating efficiency in dissemination of market related content and research content. The AI/ML tools are used only as a medium of presentation and/or dissemination and do not alter the substance of research prepared by KSL. 2. Extent of Usage The specific scope and manner of AI/ML usage in research services is set out in the AI Disclaimer published along with the relevant research content and is also published on the website under the disclaimers section. Users are advised to carefully review such disclaimers for detailed information on the extent and limitations of AI/ML usage as may be updated by KSL from time to time in the disclaimer section <https://www.kotaksecurities.com/disclaimer/>. 3. Ownership of Research Content The underlying research market views, data, analysis, and opinions remain solely those of KSL. AI/ML is not used to create independent investment recommendations. 4. Accuracy and Limitations While KSL takes reasonable care to ensure the accuracy of its research content: • AI/ML outputs may not always reflect complete, precise, or contextually appropriate information; • KSL makes no warranties, express or implied, as to the reliability, accuracy, or fitness of AI/ML generated presentations. 5. No Confidential Information Input KSL does not upload, disclose, or process any client specific, confidential, or proprietary information through AI/ML platforms. All content generated through AI/ML is limited to publicly available information, market data, and internally developed research compliant with SEBI regulations. 6. Investor Responsibility Clients and viewers shall not rely solely on AI generated content for making any investment or trading decisions. The AI/ML generated presentations, output and dissemination are only for informational and illustrative purposes. Investors are further advised to consult their financial advisor before making any investment or trading decisions. 7. No Liability KSL shall not be responsible for or liable for any losses, damages, or claims arising directly or indirectly from reliance on AI/ML generated presentations or any output produced by the AI/ML. KSL shall not be liable for any loss, damage, or harm, whether direct, indirect, incidental, special, consequential, or punitive, arising from: • reliance on any AI-generated information; • business, financial, or investment decisions made based on such outputs; or • any inaccuracies, errors, or omissions in the responses. 8. Amendments KSL reserves the right to modify, update, or withdraw these T&C's or its usage of AI/ML technologies at its sole discretion, subject to compliance with applicable laws and regulations"

Kotak Securities Ltd. Registered Office: 27 BKC, C 27, G Block, Bandra Kurla Complex, Bandra (E), Mumbai 400051. CIN: U99999MH1994PLC134051, Telephone No.: +22 43360000, Fax No.: +22 67132430. Website: www.kotak.com / www.kotaksecurities.com. Correspondence Address: Infinity IT Park, Bldg. No 21, Opp. Film City Road, A K Vaidya Marg, Malad (East), Mumbai 400097. Telephone No: 42856825. SEBI Registration No: INZ000200137(Member of NSE, BSE, MSE, MCX & NCDEX), Member Id: NSE-08081; BSE-673; MSE-1024; MCX-56285; NCDEX-1262. AMFI ARN 0164, PMS INP000000258 and Research Analyst INH000000586. NSDL/CDSL: : IN-DP-629-2021. Compliance Officer Details: Mr. Hireen Thakkar Call: 022 - 4285 8484, or Email: ks.compliance@kotak.com. For T&C and disclaimers, Visit <https://bit.ly/longdisc>,

In case you require any clarification or have any query/concern, kindly write to us at Service.securities@kotak.com. For grievances write to KS.escalation@kotak.com and find Grievances Escalation matrix in the link below.

<https://www.kotakneo.com/disclaimer/commodities/>